

# SSL54

Rev.A Mar.-2024

## 描述 / Descriptions

表面贴装肖特基整流二极管，反向电压：40V，正向电流：5.0A，SMA 封装。

Surface Mount Schottky Barrier Rectifier, Reverse Voltage:40V, Forward Current:5.0A,SMA package.

## 特征 / Features

低功耗，高效率，正向浪涌电流大，适用于低压高频逆变器和极性保护，表面贴装，无卤产品。

Low power loss, high efficiency, High forward surge current capability, For use in low voltage, high frequency inverters, and polarity protection applications,For surface mounted applications,HF product.

## 用途 / Applications

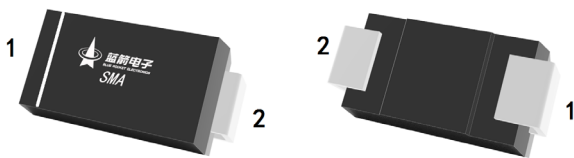
一般用途。

General purpose.

## 内部等效电路 / Equivalent Circuit

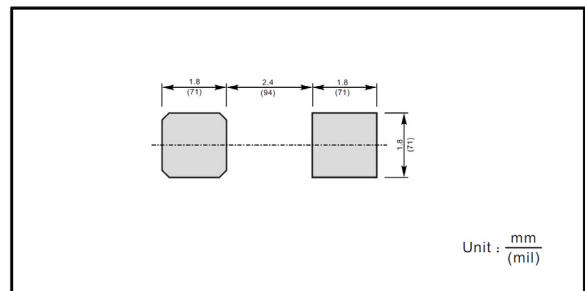


## 引脚排列 / Pinning



PIN	DESCRIPTION
1	Cathode
2	Anode

The recommended mounting pad size



## 印章代码 / Marking

见印章说明。

See Marking Instructions.

**极限参数 / Absolute Maximum Ratings(Ta=25°C)**

参数 Parameter	符号 Symbol	数值 Rating	单位 Unit
Maximum Repetitive Peak Reverse Voltage	$V_{RRM}$	40	V
Maximum RMS voltage	$V_{RMS}$	28	V
Maximum DC Blocking Voltage	$V_{DC}$	40	V
Maximum Average Forward Rectified Current at Tc=100°C	$I_{F(AV)}$	5	A
Peak Forward Surge Current 8.3 ms Single Half Sine Wave Superimposed on Rated Load	$I_{FSM}$	150	A
Typical Junction Capacitance <sup>1)</sup>	$C_i$	800	pF
Typical Thermal Resistance <sup>2)</sup>	$R_{\theta JA}$	45	°C/W
Operating Junction Temperature Range	$T_j$	-55 ~ +150	°C
Storage Temperature Range	$T_{stg}$	-55 ~ +150	°C

Note:

- 1) Measured at 1 MHz and applied reverse voltage of 4 V D.C.
- 2) P.C.B. mounted with 2.0" X 2.0" (5 X 5 cm) copper pad areas.

**电性能参数 / Electrical Characteristics(Ta=25°C)**

参数 Parameter	符号 Symbol	测试条件 Test Conditions	数值 Rating	单位 Unit
Max Instantaneous Forward Voltage	$V_F$	$I_F=5.0A$	0.45	V
Maximum DC Reverse Current at Rated DC Reverse Voltage	$I_R$	$T_a=25^\circ C$	1.0	mA
		$T_a=100^\circ C$	50	

电参数曲线图 / Electrical Characteristic Curve

Fig.1 Forward Current Derating Curve

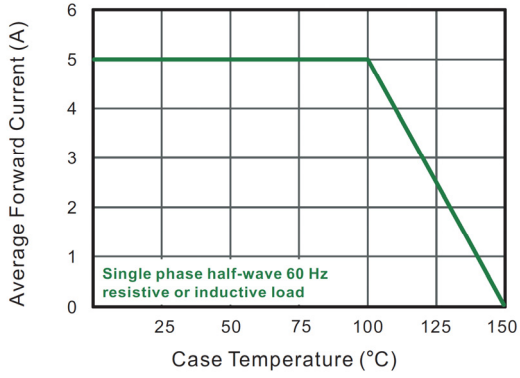


Fig.2 Typical Reverse Characteristics

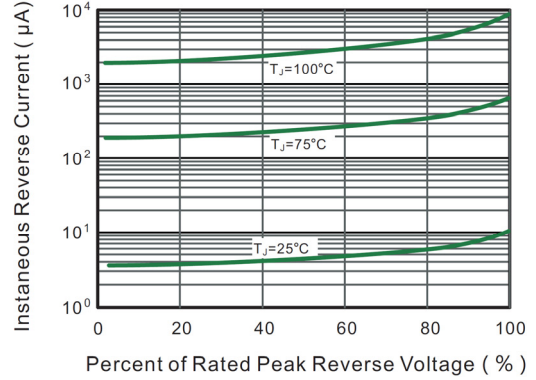


Fig.3 Typical Forward Characteristic

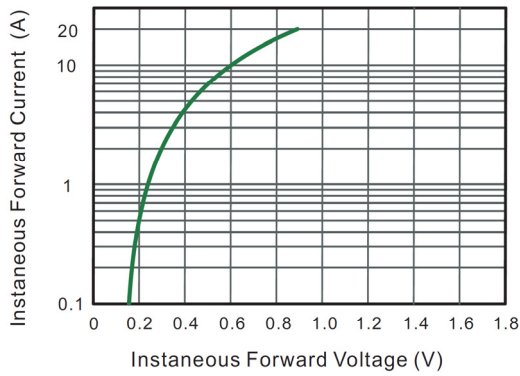


Fig.4 Typical Junction Capacitance

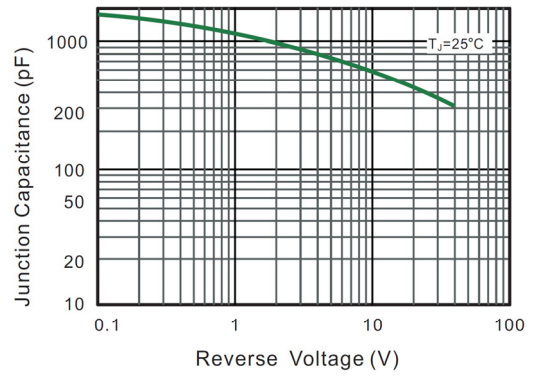


Fig.5 Maximum Non-Repetitive Peak Forward Surge Current

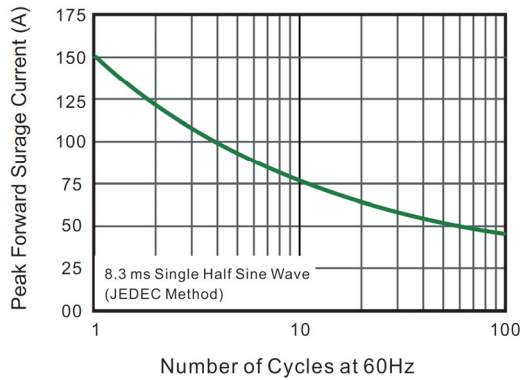
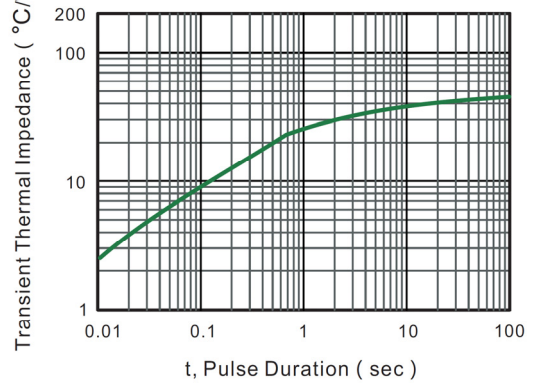
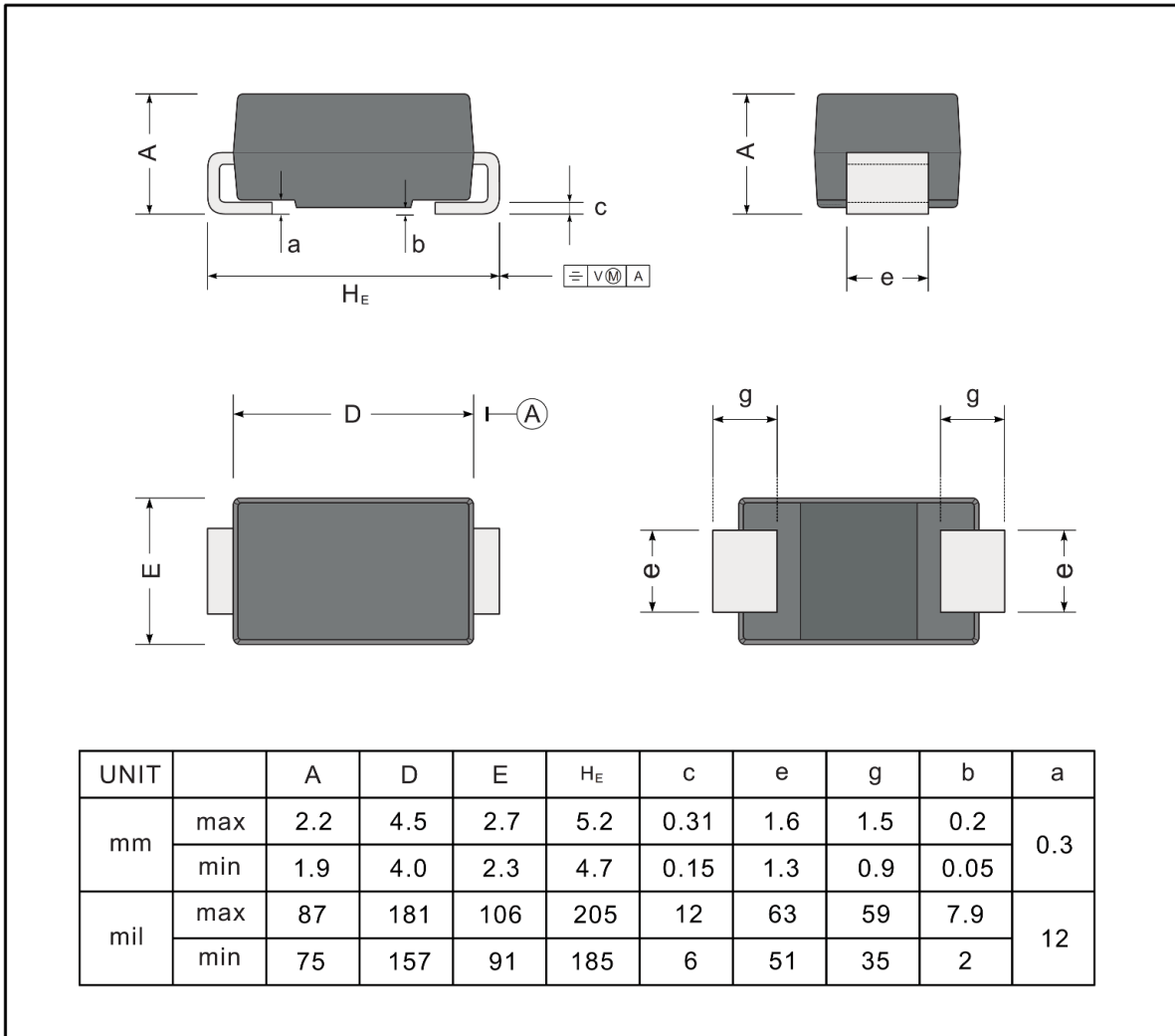


Fig.6- Typical Transient Thermal Impedance

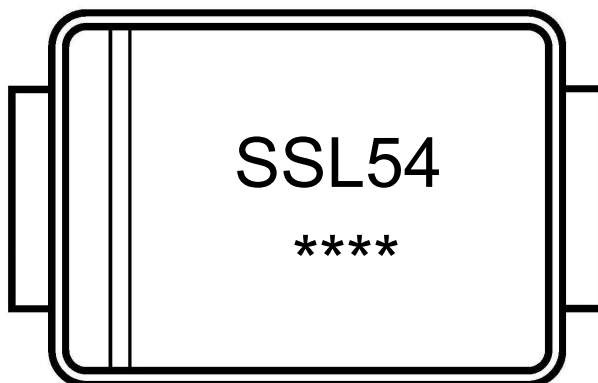


外形尺寸图 / Package Dimensions

SMA



印章说明 / Marking Instructions



说明：

SSL54：为型号代码

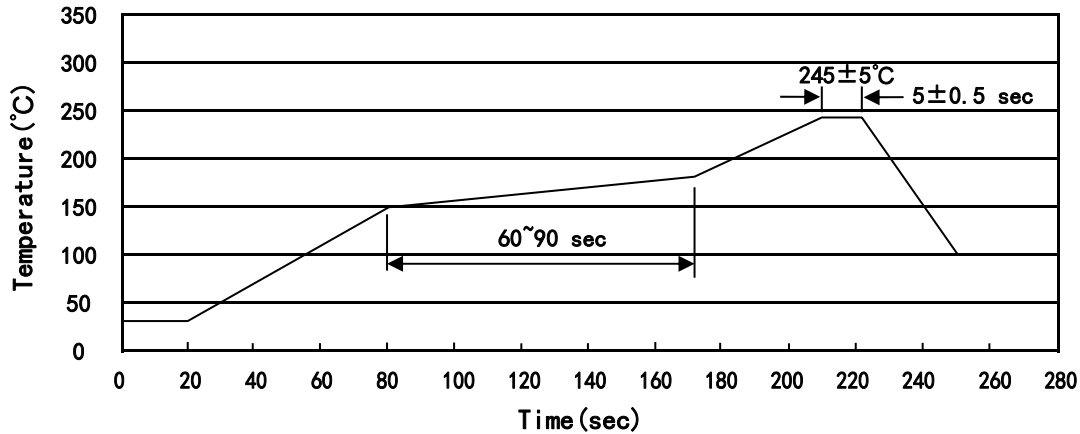
\*\*\*\*：为生产批号代码，随生产批号变化

Note:

SSL54：Product Type Code

\*\*\*\*：Lot No. Code, code change with Lot No

回流焊温度曲线图(无铅) / Temperature Profile for IR Reflow Soldering(Pb-Free)



说明：

- 1、预热温度 150~180°C，时间 60~90sec;
- 2、峰值温度 245±5°C，时间持续为 5±0.5sec;
- 3、焊接制程冷却速度为 2~10°C/sec.

Note:

- 1.Preheating:150~180°C, Time:60~90sec.
- 2.Peak Temp.:245±5°C, Duration:5±0.5sec.
3. Cooling Speed: 2~10°C/sec.

耐焊接热试验条件 / Resistance to Soldering Heat Test Conditions

温度：260±5°C

时间：10±1 sec.

Temp.:260±5°C

Time:10±1 sec

包装规格 / Packaging SPEC.

卷盘包装 / REEL

Package Type 封装形式	Units 包装数量					Dimension 包装尺寸 (unit: mm <sup>3</sup> )		
	Units/Reel 只/卷盘	Reels/Inner Box 卷盘/盒	Units/Inner Box 只/盒	Inner Boxes/Outer Box 盒/箱	Units/Outer Box 只/箱	Reel	Inner Box 盒	Outer Box 箱
SMA	5,000	2	10,000	7	70,000	13" ×12	336×336×40	380×335×366

使用说明 / Notices