

GBJ20005G~GBJ2010G

Rev.A .Jul.-2019

描述 / Descriptions

玻璃钝化整流桥，反向电压：50~1000V，正向电流：20A，GBJ 封装。

Glass Passivated Bridge Rectifiers, Reverse Voltage:50~1000V,Forward Current:20A,GBJ package.

特征 / Features

优化 PCB 板选择，塑料模具外壳，塑料的 UL 易燃性等级为 94V-0。无卤产品。

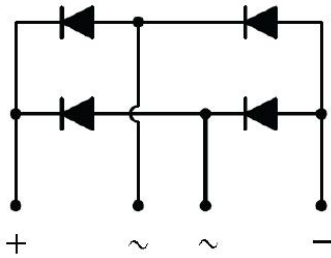
Ideal for printed circuit board, Case material molded plastic, The plastic material has U/L flammability classification 94V-0. Halogen free product.

用途 / Applications

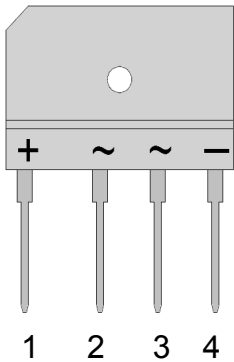
一般用途。

General purpose.

内部等效电路 / Equivalent Circuit



引脚排列 / Pinning



PIN1 : DC+

PIN2 : AC

PIN 3 : AC

PIN 4 : DC-

放大及印章代码 / h_{FE} Classifications & Marking

见印章说明。 See Marking Instructions

极限参数 / Absolute Maximum Ratings(Ta=25°C)

参数 Parameter	符号 Symbol	数值 Rating							单位 Unit
		GBJ 20005G	GBJ 20010G	GBJ 20020G	GBJ 20040G	GBJ 20060G	GBJ 20080G	GBJ 20100G	
Maximum Recurrent Peak Reverse Voltage	V_{RRM}	50	100	200	400	600	800	1000	V
Maximum RMS Voltage	V_{RMS}	35	70	140	280	420	560	700	V
Maximum DC Blocking Voltage	V_{DC}	50	100	200	400	600	800	1000	V
Maximum Average Forward Rectified Current (with heatsink Note 2)	$I_{F(AV)}$	20							A
Peak Forward Surge Current 8.3ms Single Half Sine-Wave Super Imposed on Rated Load (JEDEC Method)	I_{FSM}	270							A
I^2t Rating for Fusing (t<8.3ms)	I^2t	300							A ² s
Typical Junction Capacitance Per Element (Note1)	CJ	70							pF
Typical Thermal Resistance (Note2)	$R_{\theta Jc}$	1.2							°C/W
Operating Temperature Range	T_j	-55 to +150							°C
Storage Temperature Range	T_{stg}	-55 to +150							°C

NOTE:

1.Measured at 1.0MHz and applied reverse voltage of 4.0V DC.

2.Device mounted on 150mm*150mm*1.6mm Cu Plate Heatsink.

电性能参数 / Electrical Characteristics(Ta=25°C)

参数 Parameter	符号 Symbol	测试条件 Test Conditions	数值 Rating	单位 Unit
Maximum Forward Voltage	V_F	$I_F=10A$	1.0	V
Maximum DC Reverse Current at Rated DC Blocking Voltage	I_R	$T_a=25^\circ C$	5.0	μA
		$T_a=125^\circ C$	500	

电参数曲线图 / Electrical Characteristic Curve

FIG.1-FORWARD CURRENT DERATING CURVE

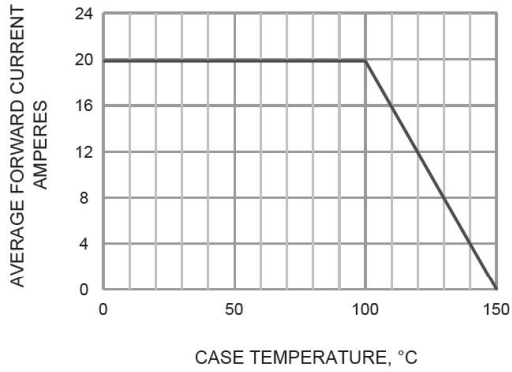


FIG.2-MAXIMUM FOWARD SURGE CURRENT

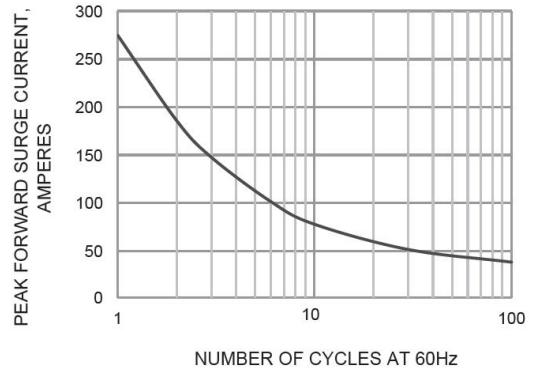


FIG.3-TYPICAL JUNCTION CAPACITANCE

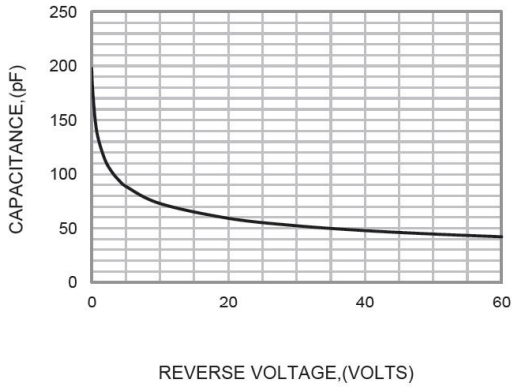


FIG.4-TYPICAL FORWARD CHARACTERISTICS

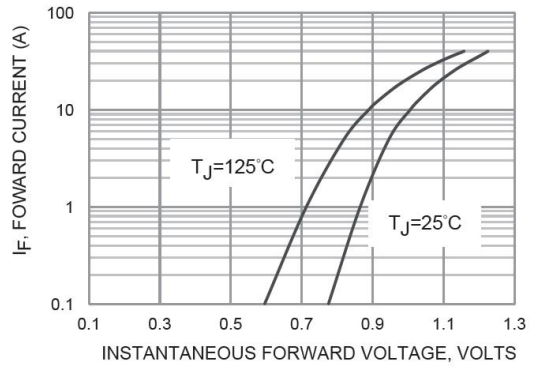
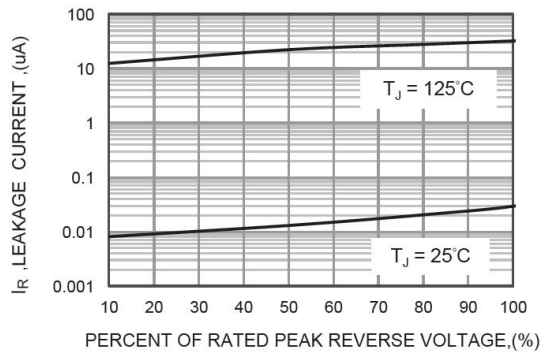


FIG.5-TYPICAL REVERSE CHARACTERISTICS

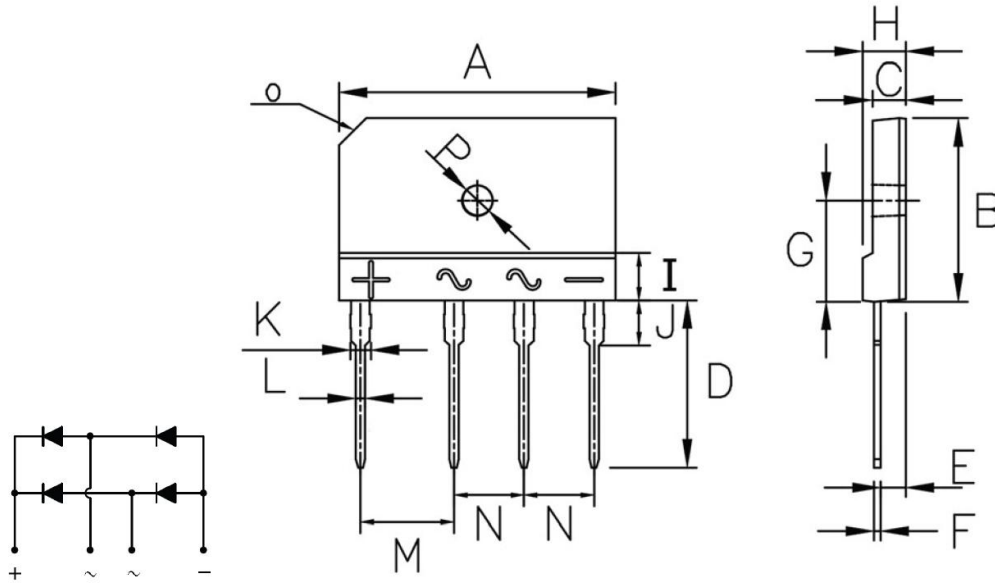


GBJ20005G~GBJ2010G

Rev.A .Jul.-2019

外形尺寸图 / Package Dimensions

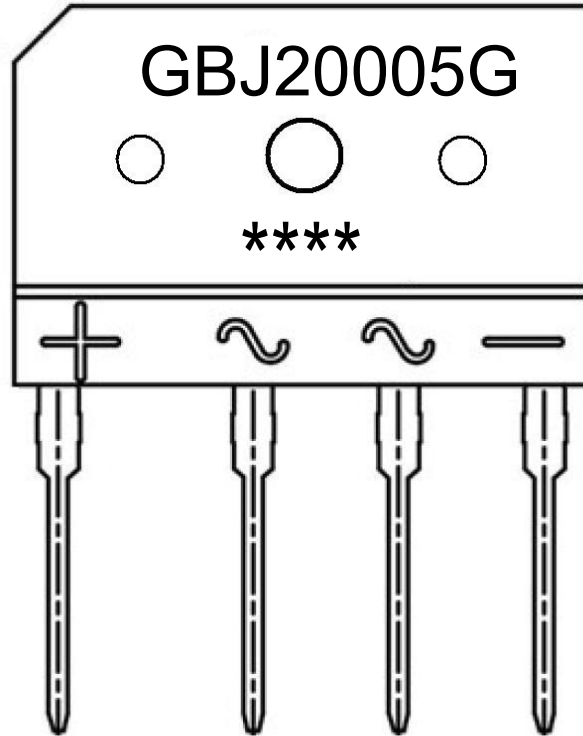
GBJ Package Outline Dimensions



GBJ mechanical data

UNIT		A	B	C	D	E	F	G	H	I	J	K	L	M	N	O	P
mm	max	30.30	20.30	3.80	18.00	2.90	0.80	11.2	4.80	5.80	4.20	2.40	1.15	10.20	7.70	C3.0	φ3.6
	min	29.70	19.70	3.40	17.00	2.50	0.55	10.8	4.40	4.80	3.80	2.00	0.90	9.80	7.30		φ3.0
mil	max	1193	799	150	709	114	31	441	189	228	165	94	45	402	303	C118	φ142
	min	1169	776	134	669	98	22	425	173	189	150	79	35	386	287		φ118

印章说明 / Marking Instructions



说明：

GBJ20005G： 为产品型号

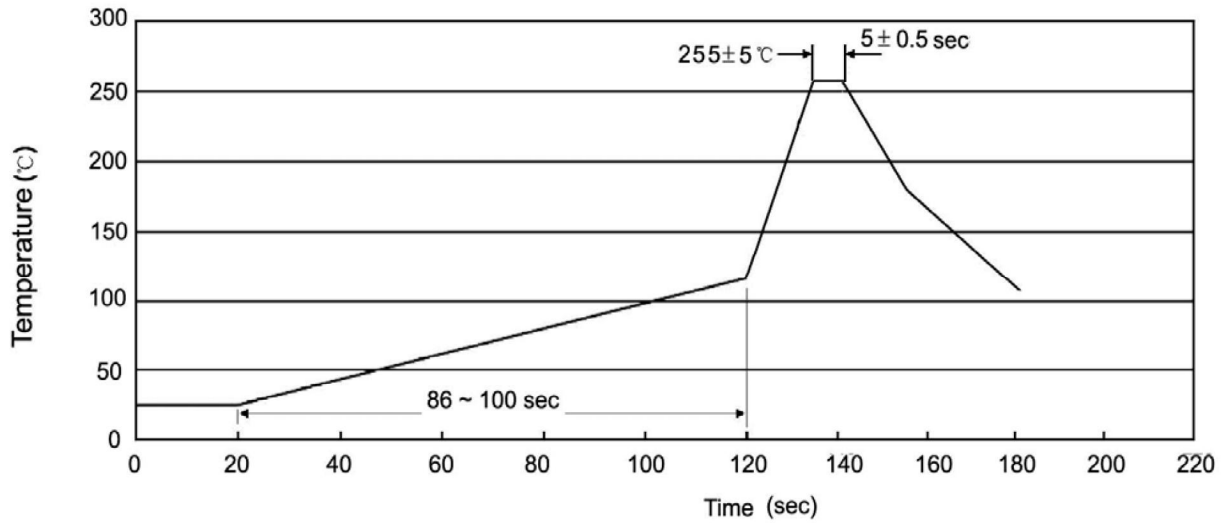
****： 为生产批号代码，随生产批号变化

Note:

GBJ20005G: Product Type.

****: Lot No. Code, code change with Lot No.

波峰焊温度曲线图(无铅) / Temperature Profile for Dip Soldering(Pb-Free)



说明：

- 1、预热温度 25 ~ 150°C，时间 60 ~ 90sec;
- 2、峰值温度 255±5°C，时间持续为 5±0.5sec;
- 3、焊接制程冷却速度为 2 ~ 10°C/sec.

Note:

- 1.Preheating:25~150°C, Time:60~90sec.
- 2.Peak Temp.:255±5°C, Duration:5±0.5sec.
3. Cooling Speed: 2~10°C/sec.

耐焊接热试验条件 / Resistance to Soldering Heat Test Conditions

温度：270±5°C

时间：10±1 sec.

Temp.:270±5°C

Time:10±1 sec

包装规格 / Packaging SPEC.

散件包装 / BULK

Package Type 封装形式	Units 包装数量					Dimension 包装尺寸 (unit: mm ³)		
	Units/Bag 只/袋	Bags/Inner Box 袋/盒	Units/Inner Box 只/盒	Inner Boxes/Outer Box 盒/箱	Units/Outer Box 只/箱	Bag 袋	Inner Box 盒	Outer Box 箱
GBJ	-	-						

套管包装 / TUBE

Package Type 封装形式	Units 包装数量					Dimension 包装尺寸 (unit: mm ³)		
	Units/Tube 只/套管	Tubes/Inner Box 套管/盒	Units/Inner Box 只/盒	Inner Boxes/Outer Box 盒/箱	Units/Outer Box 只/箱	Tube 套管	Inner Box 盒	Outer Box 箱
GBJ	/	/	200	10	2000	/	306*108*42mm	322*246*252mm

使用说明 / Notices